



NORTHERN  
NEW ENGLAND

## 2016 Annual Report

July 1, 2015 - June 30, 2016

14 Maine Street, Suite 100, Brunswick, ME 04011  
p: (207)373-1140 f: (207)373-1160 e: [help@voanne.org](mailto:help@voanne.org)  
[www.voanne.org](http://www.voanne.org)

BOARD OF DIRECTORS

Sarah Davis, Board Chairperson

June A. Koegel, President

Cindy Namer, Board Vice-Chairperson

Robert S. Johnson, Board Secretary & Treasurer

Tom Ackerman

Colonel Jack Mosher (Retired)

Brian Bickford

Reverend Mark Doty

Margo Wood

Joely Ross

Gail Evans

Malisa Blessington

Paul Saucier

Polly Miller Legere

Kristy L. Ouellette

Bruce Calmes

Sarah Higgins

Brad MacDonald

11,320 volunteers.

7,261 people served.

245 employees.

32 programs.

3 states.

1 outstanding organization.

BEHAVIORAL HEALTH



Behavioral Health Programs:

- Intensive Residential Treatment South - Biddeford
- Intensive Residential Treatment North - Bangor
- Community Mental Health - Southern Maine
- Brackett Street Residence - Portland
- Beach Street Residence - Saco
- Sawyer Street Residence - South Portland

There are 695 homeless people in Maine...



...42% have some level of mental illness.



Our programs offer 34 beds in 5 locations.

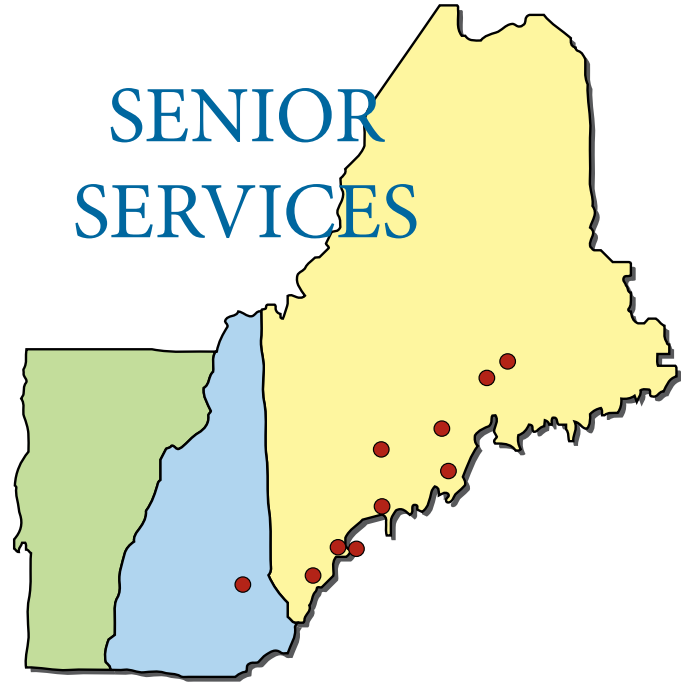


45 clients avoided homelessness, incarceration, or hospitalization.



8,499 program hours provided.

## SENIOR SERVICES



### ● Senior Services:

- Bayview Heights – Portland
- Edward J. Reynolds House – Belfast
- Fay Garman House – Peaks Island
- Margaret Chase Smith House – Augusta
- Miller Square on Harlow – Bangor
- Paul Hazelton Houses I and II – Saco
- Penobscot River House – Old Town
- Richard Brown House – Loudon New Hampshire
- Rocky Coast House – Thomaston
- Westrum House – Topsham
- Options at Home – Southern Maine
- Navigation Services – Southern Maine



609 volunteers!



45 dedicated staff members.



Over 500 clients at 11 locations across Maine and New Hampshire.

**15.5%** of Seniors over the age of 60 in Maine faced the threat of hunger in the last **12** months.

## VETERAN SERVICES



### ● Veterans Services:

- Arthur B. Huot House - Saco
- Veterans Career House - Biddeford



**50%** of Maine veterans are **65** and over.



Chronic homelessness amongst veterans declined by **23%**. We serve **60** clients.



**44%** of our veterans transitioned to permanent housing.



**49%** of Maine's veterans are active in the labor force.

The Arthur B. Huot House provides the first Hospital to Home program in Maine. Named in honor of the late U.S. Navy Veteran Arthur "Skip" Huot, who believed that **"It's the day by day acts of kindness that changes the world"** and that we should help our Veterans as a community.



# COMMUNITY CORRECTIONS



“Sometimes life takes people in strange directions. Our job is helping them find their way back.”

- Jerome Weiner, Director  
Belfast's Maine Coastal Regional Reentry Center



87,500 pounds of food produced at the Reentry Garden in Swanville.



## Community Corrections:

Maine Coastal Regional Reentry Center - Belfast  
Northern Maine Regional Reentry Center - Bangor  
Batterers Intervention Program - Statewide

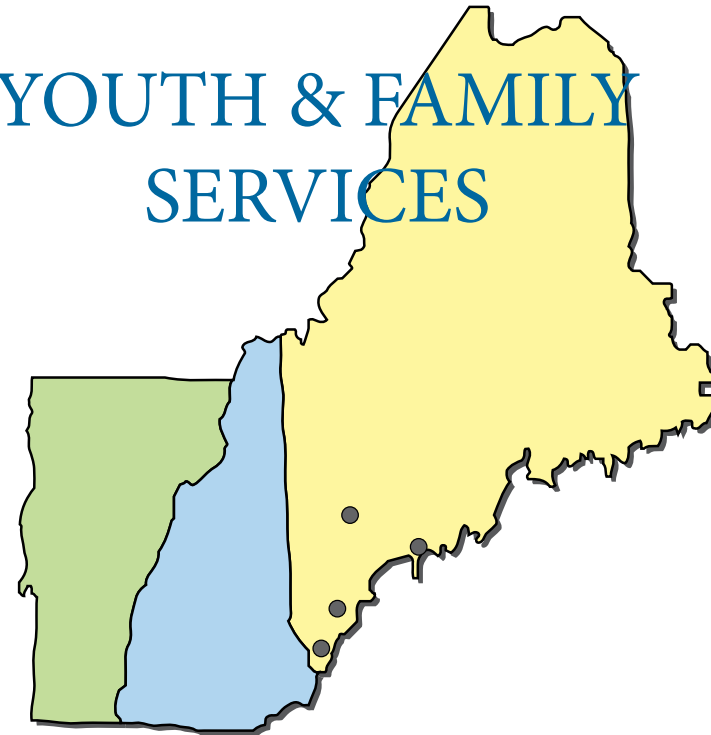


59 clients served. 49 successfully completed.



100% of graduates leave with a job, educational services, or both.

# YOUTH & FAMILY SERVICES



## Youth & Family Services:

Camp POSTCARD - Statewide  
Action Teams – Brunswick, Poland, Saco, York  
Community Mediation Services - Statewide  
General and Advanced Mediation Training - Statewide



## Camp POSTCARD



149 fifth and sixth graders from all over Maine attended Camp POSTCARD



59 members of law enforcement were Camp counselors and leaders.



## Community Mediation Services



Served over 860 people through mediations, facilitations, trainings, and community outreach.



81% of mediations resulted in agreement.



# COMMUNITY ENGAGEMENT



**1457** Volunteers!

Under 18: **112**

18 - 54: **1,020**

55 and older: **325**



**30,600** hours of  
volunteer time!



**70** students on **4**  
Action Teams!



**\$24.14** / hour  
estimated value of volunteer time.

# OUR MINISTRY

## Our Ministry:

Regional Interfaith and Individual outreach  
and education.

Disaster and Emergency on-call services,  
devotionals and prayers.



Our Ministry team has grown by  
**30%**.



**2** additional faith communities  
have become involved in our  
southern programs.



At least **one** more faith community  
has been added at Penobscot River  
House.



## CONSOLIDATED STATEMENTS OF FINANCIAL POSITION ASSETS

	<u>2016</u>	<u>2015</u>
<b>CURRENT ASSETS</b>		
Cash and Equivalents (Note 12)	\$ 429,994	\$ 677,701
Accounts Receivable	700,512	513,719
Prepaid Expenses	53,719	44,249
Other Current Assets	16,427	30,408
Total Current Assets	<u>1,200,652</u>	<u>1,266,077</u>
<b>FIXED ASSETS (Notes 4 and 5)</b>		
Land and Buildings	32,675,300	32,158,458
Furnishings and Equipment	886,032	873,838
Total Fixed Assets	<u>33,561,332</u>	<u>33,032,296</u>
Less Accumulated Depreciation	<u>5,012,329</u>	<u>4,124,263</u>
Net Fixed Assets	<u>28,549,003</u>	<u>28,908,033</u>
<b>OTHER ASSETS</b>		
Designated and Restricted Assets (Notes 11 and 12)	2,174,960	2,231,641
Other	74,017	38,604
Total Other Assets	<u>2,248,977</u>	<u>2,270,245</u>
<b>TOTAL ASSETS</b>	<u><u>\$ 31,998,632</u></u>	<u><u>\$ 32,444,355</u></u>

## LIABILITIES AND NET ASSETS

	<u>2016</u>	<u>2015</u>
<b>CURRENT LIABILITIES</b>		
Accounts Payable	\$ 283,091	\$ 289,512
Line of Credit (Note 6)	711,209	361,209
Current Portion of Long-term Debt	137,026	98,333
Accrued Expenses	469,336	315,796
Contract/Grant Advances	251,995	856,965
Other Current Liabilities	115,307	19,701
Total Current Liabilities	<u>1,967,964</u>	<u>1,941,516</u>
<b>LONG-TERM LIABILITIES</b>		
Notes and Loans Payable, Non-Current (Note 4)	121,717	134,157
Mortgages Payable, Non-Current (Note 4)	9,901,287	10,081,795
Other Long-term Liabilities	118,276	113,503
Total Long-term Liabilities	<u>10,141,280</u>	<u>10,329,455</u>
Total Liabilities	<u>12,109,244</u>	<u>12,270,971</u>
<b>NET ASSETS</b>		
Unrestricted	(384,143)	(100,147)
Temporarily Restricted (Note 5)	19,987,258	19,987,258
Permanently Restricted (Note 9)	286,273	286,273
Total Net Assets	<u>19,889,388</u>	<u>20,173,384</u>
<b>TOTAL LIABILITIES AND NET ASSETS</b>	<u><u>\$ 31,998,632</u></u>	<u><u>\$ 32,444,355</u></u>



## CONSOLIDATED STATEMENTS OF ACTIVITIES

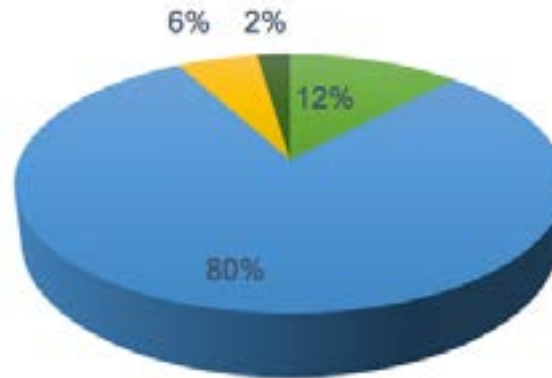
	Unrestricted	Temporarily Restricted	Permanently Restricted	Total 2016	Total 2015
<b>REVENUE FROM OPERATIONS</b>					
Public Support Received Directly					
Contributions	\$ 195,141	\$ -	\$ -	\$ 195,141	\$ 166,270
Contributions-in-Kind	33,858	-	-	33,858	12,458
Public Support Received Indirectly					
United Way	4,125	-	-	4,125	3,007
Volunteers of America Awards and Grants	12,000	-	-	12,000	10,836
<b>Total Public Support</b>	<b>245,124</b>	<b>-</b>	<b>-</b>	<b>245,124</b>	<b>192,571</b>
Revenues and Grants from Government Agencies	8,543,357	-	-	8,543,357	7,394,043
Other Revenue					
Program Service Fees	1,286,138	-	-	1,286,138	1,344,645
Rental Income	2,025	-	-	2,025	2,492
Other Operating Revenue	601,696	-	-	601,696	695,164
<b>Total Other Revenue</b>	<b>1,889,859</b>	<b>-</b>	<b>-</b>	<b>1,889,859</b>	<b>2,042,301</b>
<b>TOTAL REVENUE FROM OPERATIONS</b>	<b>10,678,340</b>	<b>-</b>	<b>-</b>	<b>10,678,340</b>	<b>9,628,915</b>
<b>OPERATING EXPENSES</b>					
Encouraging Positive Development	49,343	-	-	49,343	51,135
Fostering Independence	7,551,962	-	-	7,551,962	6,392,586
Promoting Self-sufficiency	2,086,722	-	-	2,086,722	2,142,222
<b>Total Program Services</b>	<b>9,688,027</b>	<b>-</b>	<b>-</b>	<b>9,688,027</b>	<b>8,585,943</b>
Management and General	1,053,791	-	-	1,053,791	923,634
Fundraising	39,661	-	-	39,661	141,085
<b>Total Support Services</b>	<b>1,093,452</b>	<b>-</b>	<b>-</b>	<b>1,093,452</b>	<b>1,064,719</b>
Affiliate Fees	170,616	-	-	170,616	182,254
<b>TOTAL OPERATING EXPENSES</b>	<b>10,952,095</b>	<b>-</b>	<b>-</b>	<b>10,952,095</b>	<b>9,832,916</b>
<b>CHANGE IN NET ASSETS FROM OPERATIONS</b>	<b>(273,755)</b>	<b>-</b>	<b>-</b>	<b>(273,755)</b>	<b>(204,001)</b>
<b>Non-Operating Activity</b>					
Interest and Dividend Income	5,278	-	-	5,278	4,872
Net Gains (Losses) on Investments	(15,519)	-	-	(15,519)	13,796
Surplus from Non-Operating Activities	(10,241)	-	-	(10,241)	18,668
<b>CHANGE IN NET ASSETS</b>	<b>(283,996)</b>	<b>-</b>	<b>-</b>	<b>(283,996)</b>	<b>(185,333)</b>
<b>NET ASSETS AT BEGINNING OF YEAR</b>	<b>(100,147)</b>	<b>19,987,258</b>	<b>286,273</b>	<b>20,173,384</b>	<b>20,358,717</b>
<b>NET ASSETS AT END OF YEAR</b>	<b>\$ (384,143)</b>	<b>\$ 19,987,258</b>	<b>\$ 286,273</b>	<b>\$ 19,889,388</b>	<b>\$ 20,173,384</b>

## CONSOLIDATED STATEMENTS OF FUNCTIONAL EXPENSES

	Program Services			Support Services			Total Program and Support Services		
	Encouraging Positive Development	Fostering Independence	Promoting Self-Sufficiency	Total	Management and General	Fundraising	Total	2016	2015
Salaries	\$ 4,430	\$ 3,705,096	\$ 996,616	\$ 4,706,142	\$ 598,449	\$ 11,483	\$ 609,932	\$ 5,316,074	\$ 4,607,849
Pension Expense	-	-	-	-	19,730	-	19,730	19,730	19,397
Other Employee Benefits	579	444,720	186,805	632,104	81,333	1,467	82,800	714,904	673,473
Payroll Taxes	273	307,654	81,059	389,186	37,138	898	38,036	427,222	394,771
Legal Fees	-	9,170	-	9,170	1,118	-	1,118	10,268	5,577
Accounting Fees	-	94,011	3,350	97,361	33,767	-	33,767	131,128	79,056
Other Professional Fees	-	8,641	120,737	129,378	157,188	2,625	159,813	289,191	241,378
Supplies and Expenses	25,515	248,796	185,057	459,368	2,818	3,105	5,923	465,291	481,020
Telecommunications	-	45,935	18,118	64,053	696	1,073	1,769	65,822	81,919
Postage	358	826	1,159	2,343	3,229	1,060	4,289	6,632	7,158
Occupancy Expense	11,000	802,738	176,518	990,256	47,892	-	47,892	1,038,148	1,023,251
Interest	-	287,510	28,177	315,687	-	-	-	315,687	303,495
Insurance	5,983	132,524	33,194	171,701	1,042	163	1,205	172,906	170,375
Equipment Rental and Maintenance	500	-	431	931	1,838	-	1,838	2,769	2,062
Printing and Publications	-	15,061	3,666	18,727	8,775	5,676	14,451	33,178	23,595
Travel and Transportation	705	46,815	18,947	66,467	8,571	257	8,828	75,295	84,089
Conferences and Meetings	-	40,417	19,697	60,114	14,304	2,026	16,330	76,444	78,234
Specific Assistance to Individuals	-	39,142	15,238	54,380	-	1,122	1,122	55,502	90,636
Other	-	567,238	63,521	630,759	5,647	8,706	14,353	645,112	393,643
Depreciation and Amortization	-	755,468	134,432	889,900	30,256	-	30,256	920,156	889,684
<b>Total Functional Expenses</b>	<b>\$ 49,343</b>	<b>\$ 7,551,962</b>	<b>\$ 2,086,722</b>	<b>\$ 9,688,027</b>	<b>\$ 1,053,791</b>	<b>\$ 39,661</b>	<b>\$ 1,093,452</b>	<b>10,781,479</b>	<b>9,650,662</b>
Fees Paid to National Organization								170,616	182,254
<b>Total Operating Expenses</b>								<b>\$ 10,952,095</b>	<b>\$ 9,832,916</b>

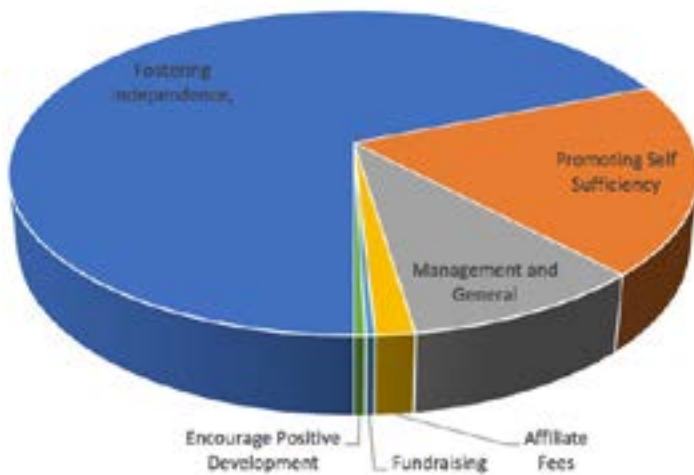
# Financial Summary July 1, 2015 - June 30, 2016

## Revenue from Operations

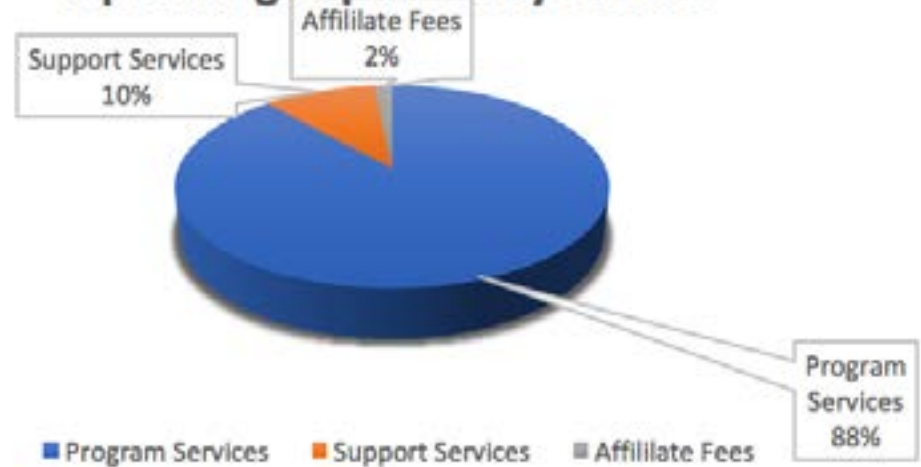


■ Program service fees ■ Grants & Government ■ Other ■ Public Support

## Operating Expenses



## Operating Expenses by Service



■ Program Services ■ Support Services ■ Affiliate Fees